

Getting Started with Sycamore Education for Parents



Accessing Sycamore Education

The Sycamore Education login page is the place to start. Your school will provide you with the School ID along with your username and a temporary password.

If available, click the Sycamore Education login link on your school's public website. The login page can always be accessed at sycamoreeducation.com by clicking the Login button.

Your school has chosen Sycamore Education to communicate with you concerning your child's education. Welcome to Sycamore Education!

Within Sycamore Education you will find school news and calendar events, along with your child's grades, attendance and so much more.* Login today!

Using Sycamore Education

Logging in to Sycamore Education will take you to the homepage which is loaded with information specific to your school. Navigating the site is easy - just use the menu on the left side of the screen.

Clicking your child's picture in the top right corner will take you to your student's profile. Here you can see missing assignments, upcoming homework, grades, and attendance. Click the little red school house next to a classname to visit that classroom page.*

Information Anytime!

Sycamore Education is web-based and works in all modern web browsers including Internet Explorer and Google Chrome. Mobile apps are also available for iOS and Android users. Visit your mobile device's webstore to download the latest version.



*All listed options may not be available at your school. Please contact your school office for support.

Guidelines for Logging Into Sycamore Education

The website address www.sycamoreeducation.com/index.php?schoolid=xxxx (changing xxxx to your school's number) goes to the special login screen for your school. If you do not use the "schoolid=xxxx" in the URL, you will go to a generic login screen that will also require you to enter your school's schoolid, a 4 digit code. Enter your Username and Password in the appropriate fields. **The login name and password are case sensitive.**

← ↻ 🔒 <https://www.sycamoreeducation.com/index.php?schoolid=1002> ☆ 🔍

Tri-County District School
Home of the Fighting Bulldogs

Login to your school

Username

Password

Forgot Your Password

Connection Type
Standard | Secure SSL

Sycamore education

COMODO
AUTHENTIC & SECURE

Powered by Sycamore Leaf Solutions, LLC

Enter your school's 4-digit code. You will need to get that number from your school

Note: If you do not have your Username and Password, contact the school's front office. Sycamore Support cannot supply you with this information for security reasons. When your school activated your account, a password was automatically generated for you. If you want to change that password, go to **My Organizer (left menu) | Password**.

Home

School

Front Desk

Info Center

Comm Center

Breakroom

System Help

My Sycamore

My School

My Accounting

My Organizer

Password

Logout (BEC1005)

Password

Submit

Changing password -

Enter your **Old Password**:

Choose a **New Password**:

Now, **Confirm New Password**:

Enter your old password and then enter your choice for a new password. Be sure to click **Submit** when you're done.

Common guidelines for choosing good passwords are designed to make passwords less easily discovered by intelligent guessing:

- Include numbers, symbols, upper and lowercase letters in passwords
- Password length should be 8 characters or longer
- Avoid any password based on repetition, dictionary words, letter or number sequences, usernames, relative or pet names, or biographical information

Great Password Examples

Sept2808\$

.Susan53.

Jelly22fish&

Parents Access Your Student's Classes

1. Login to Sycamore
2. In the Upper Right: Click on you student as in Figure 1.

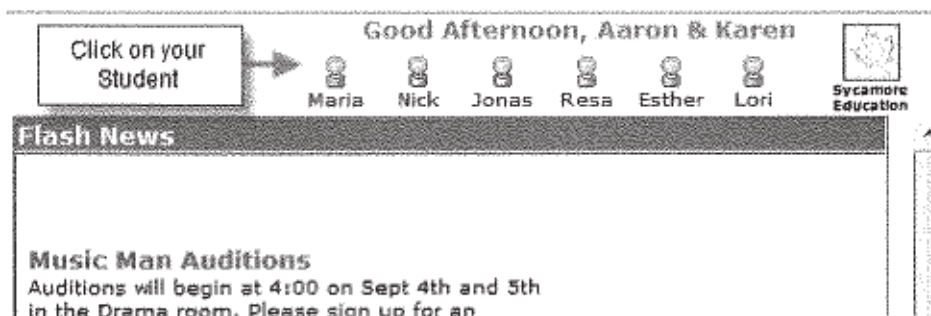

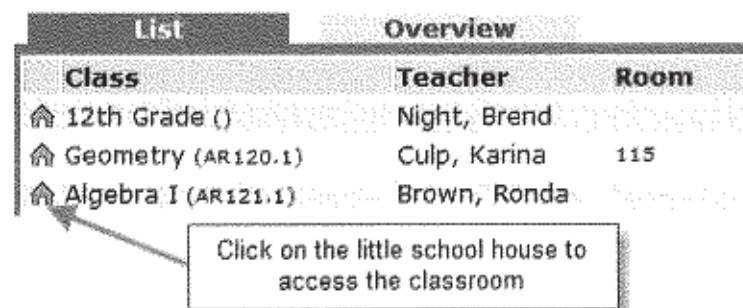


Figure 1

3. Once the new window opens, click on schedule



4. Click on the red school house for the desired classroom you want to look at:



5. This will bring you to the classroom...in the upper left it should indicate the actual class.

Biology II - A1 [SC200.1]

Mrs. Smith

4th Period - Sem:1 - Rm:102